

## DAUFUSKIE ISLAND FERRY

# PRE-BOARDING PACKAGE



### In This Packet

Boarding Passes

Bag Tags

Parking Permits

### Additional Resources

If this is your first visit to the island, you might want to read our [First Time Visitors Guide](#).

For additional information about what to do on Daufuskie, please refer to the various tabs on our [Daufuskie Island Ferry](#) web page.

To learn about the artist community on Daufuskie, [click here](#).

### Getting Ready to Take the Ferry

In preparation for your visit to Daufuskie Island, we have provided this optional Pre-Boarding Packet to help make the process as smooth as possible. Preparing ahead of time is especially important if you are coming over a holiday or during the busy summer months.

On the following pages, you will find:

- Boarding Pass
- Parking Permit (for overnight parking)
- Bag Tags

All you have to do is print this packet and then fill-out the items with your correct information and bring them with you. If you have any questions, please feel free to call us at 843-940-7704.

### Travel Tips

Here are some tips to make your trip an easy and enjoyable experience:

1. Pack sparingly - The island lifestyle is VERY casual.
2. Tag each of your bags with your name and cellphone number.
3. Make sure all your bags are closed or zippered to avoid spillage. Boxes to hold open bags such as grocery bags and satchels can be purchased at the dock.
4. Plan to carry on all your valuables, medications and breakable items.
5. If you are staying for a few nights, consider using a grocery shopping service to deliver your groceries to the dock.

There is no charge for items which you carry on board yourself. Any luggage or other items that you cannot carry on by yourself may be left on the loading platform and the crew will load them into the ferry's large enclosed baggage carts. A luggage handling service fee (similar to an equivalent valet gratuity) will be due and payable to the crew at the time that your items are loaded.

## Boarding Pass

Please print this Boarding Pass and complete the information from your confirmation email.

The Booking Confirmation Number (in the confirmation email) will start with 'h' such as h6gz7q87b.



# Boarding Pass

Reservation Last Name \_\_\_\_\_

Number of People under Your Reservation \_\_\_\_\_

Departure Date \_\_\_\_\_

Departure Time \_\_\_\_\_

Return Date \_\_\_\_\_

Return Time \_\_\_\_\_

Booking Confirmation Number \_\_\_\_\_

## Boarding Pass

Please print this Boarding Pass and complete the information from your confirmation email.

The Booking Confirmation Number (in the confirmation email) will start with 'h' such as h6gz7q87b.



# Boarding Pass

Reservation Last Name \_\_\_\_\_

Number of People under Your Reservation \_\_\_\_\_

Departure Date \_\_\_\_\_

Departure Time \_\_\_\_\_

Return Date \_\_\_\_\_

Return Time \_\_\_\_\_

Booking Confirmation Number \_\_\_\_\_



# Parking Pass

Parking at Buckingham Landing is \$10 per night—Please have the captain initial the Payment Acknowledgement box . Then place this pass on your car's dashboard.

Payment acknowledged by:
-----------------------------

Name \_\_\_\_\_

Cell Phone \_\_\_\_\_

Date In \_\_\_\_\_

Date Out \_\_\_\_\_



# Parking Pass

Enjoy FREE Parking at The Beaufort County Government Center, 4819 Bluffton Parkway, Bluffton 29910 (approximately 5 miles from Buckingham Landing). Please have the captain initial the approval box. Place this pass on car's dashboard when parking at the Center.

Approved by:
--------------

Name \_\_\_\_\_


Cell Phone \_\_\_\_\_

Date In \_\_\_\_\_


Date Out \_\_\_\_\_

# Daufuskie Island Ferry Bag Tags


To apply these bag tags, cut the paper into horizontal strips. Fold a strip in half along the middle crease. Wrap folded label around a handle or strap and tape or staple closed.




Last Name \_\_\_\_\_  
Cell Phone \_\_\_\_\_




Last Name \_\_\_\_\_  
Cell Phone \_\_\_\_\_




Last Name \_\_\_\_\_  
Cell Phone \_\_\_\_\_




Last Name \_\_\_\_\_  
Cell Phone \_\_\_\_\_




Last Name \_\_\_\_\_  
Cell Phone \_\_\_\_\_




Last Name \_\_\_\_\_  
Cell Phone \_\_\_\_\_




Last Name \_\_\_\_\_  
Cell Phone \_\_\_\_\_



Last Name \_\_\_\_\_  
Cell Phone \_\_\_\_\_



Last Name \_\_\_\_\_  
Cell Phone \_\_\_\_\_



Last Name \_\_\_\_\_  
Cell Phone \_\_\_\_\_



